

AVerVision F70W

Wireless Camera & Tablet App

Combining the absolute flexibility and mobility, the F70W supports both wired and wireless transmission, offering you a range of options to stream live images. With F70W's wireless capability, you are able to present live images/videos of anything from anywhere in the classroom, allowing teachers and students to interact at levels never experienced before. What's more, AVer's innovative learning software complements the F70W and gives you an array of unique teaching tools to maximize the effectiveness of any lesson.



Be mobile in the classroom

Present live video of anything, from anywhere in your room, while annotating, highlighting and manipulating the content from your tablet or laptop without being tethered to the camera. Present student or group work from one end of the room with the camera while using the WirelessCam app to interact with the content and another group elsewhere.



Wireless camera, wireless controls

The inventive design of the WirelessCam app allows you to quickly focus on a particular region of the screen, zoom in and zoom out using nothing but a few taps and swipes of your finger. Open the camera control menu to access all the camera settings and functions, including freeze, rotate, brightness, contrast and color.



Annotate, highlight and more

Make notes, add drawings, highlight or insert shapes and text directly over live streaming video. Label the parts of a butterfly or highlight examples from student work without having to stop, capture an image and move it into an editing app, or use the WirelessCam app whiteboard mode to work with saved images or on a blank digital canvas.



Record and share everything

The rich lessons you create with F70W should not be forgotten after you're finished teaching. F70W will record your entire lesson to the media library – live video, audio, annotation, highlights, and supporting content. Once you're done recording, upload everything to YouTube, Dropbox, Facebook or Picasa for easy sharing and at-home review.

AVer Visualizer Software

Explore new possibilities with our A+ Suite visualizer software

- ▶ Integrate live visualizer images seamlessly into existing teaching material, while maintaining easy access to visualizer functions, like annotation and recording.
- ▶ Make the excitement of class accessible from home by quickly uploading visualizer images/recordings to YouTube, Facebook, Picasa and more.
- ▶ Stream live video from a second visualizer, an AVer WirelessCam or a webcam over the video from your visualizer in picture-in-picture mode.
- ▶ Create your own media library full of recorded videos and captured images, then compare the saved images side-by-side with live images from a visualizer, AVer WirelessCam and/or webcam.
- ▶ View and adjust live visualizer images directly via an interactive whiteboard (IWB).
- ▶ Create a truly interactive, one-to-one learning environment with Sphere2's Class feature and ClassSend student app for iOS, Android and Chrome .



AVerVision F70W

Wireless Camera & Tablet App

F70W wireless camera specifications

image sensor	1/2.7" CMOS color image sensor
output resolution	full HD1080p (1920 x 1080)
TV lines	1000 (max.)
frame rate	30fps (max.)
zoom	8X total zoom
focus	auto / manual
shooting area	larger than A4 landscape (338 x 251 mm)
image streaming	supports live streaming to a tablet, PC or Mac via wireless access point
wireless networks	supports 2.4GHz / 5GHz 802.11a/b/g/n
effective range	45 ft (F70W to wireless access point)
image rotation	electronic rotation 0° / 90° / 180° / 270°
internal storage	240 images (max.)
external storage	SD card (32GB max.)
recording	yes (to SDHC card)
image effects	color / b&w / negative / freeze
image adjustments (white balance / exposure)	auto / manual
presentation tools	yes (Spotlight & Visor)
split screen	yes (vertical & horizontal)
picture-in-picture	yes
display mode	sharp / graphics / motion / microscope
capture mode	single / continuous
user profiles	up to 3
timer	yes
flicker filter control	yes (50/60Hz)
light source	embedded LED lamp
HDMI I/O	1 in; 1 out (pass through)
RGB I/O	1 in; 1 out (15-pins D-sub, pass through)
mini USB 2.0 port	yes (PC camera / built-in image download)
USB 2.0 port	No
audio output	via HDMI
dimensions (W x H x D)	operating: 200 x 525 x 380 mm folded: 230 x 73 x 305 mm
net weight	2.6kg (5.64lbs)
power source	AC 100 ~ 240V, 50/60Hz
power supply	DC 12V power adapter (2A)
battery type	Built in 6-cell
Battery power	7.2V/ 6600 mAh
Battery life	approx. 8 hours

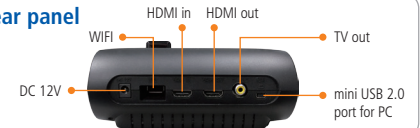
A+ Suite OS compatibility

Windows® OS	Windows® 7 (32/64-bit), Windows® 8 (32/64-bit)
Mac OS	Mac OS X v10.7 Lion, Mac OS X v10.8 Mountain Lion, Mac OS X v10.9 Mavericks

WirelessCam app compatibility

WirelessCam app supported OS	iOS: iOS v5, iOS v6.0.1 and later Android: Android v4.1 (Jellybean) and later
------------------------------	--

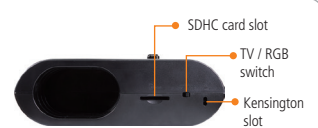
rear panel



right panel




left panel



optional accessories



microscope adapter



light box



anti-glare sheet



carrying bag

WirelessCam app & A+ Suite download



iOS



Android



Windows®