



ALT16

2-way 6" pendant speaker

Highlights:

- Innovative & unique design
- Ceiling suspension
- Suspension cable with dual steel core
- Ceiling cable cover
- Rotary switch for 15W, 30W, 60W and 16 Ohm tapings

Product information:

"Pure sound, hanging around."

The ALT16 is a 2-way pendant loudspeaker featuring a 6.5" driver combination with a coaxially mounted 1" soft dome tweeter and is fitted with a phase plug for excellent off-axis performance.

The 2-way combination with a high-quality polypropylene enclosure and acoustic engineering craftsmanship guarantees premium performance for demanding applications. A continuous power handling of 60 Watt (RMS) and maximum power handling of 120 Watt is achieved. Connections are made through a terminal block connector behind the rear cover, accompanied with a power tap selector switch for the tapping of a 70V/100V line transformer with tapings for 60W, 30W, 15W and a 16 Ohm bypass connection.

Applications:

- Bars, restaurants
- Retail
- Education
- Public facilities
- Corporate spaces
- Sport facilities



Impedance:

16 Ohm

Voltage:

System specifications:

| | | |
|----------------------------|------------------------|--|
| Speaker type | | 2-way coaxial |
| Max. Power | | 120 W |
| RMS Power | | 60 W |
| Impedance | | 16 Ω |
| Line Transformer Tappings | 1 | 83 Ω - 100 V / Not used - 70 V / 60 W |
| | 2 | 167 Ω - 100 V / 60 W - 70 V / 30 W |
| | 3 | 333 Ω - 100 V / 30 W - 70 V / 15 W |
| | 4 | 667 Ω - 100 V / 15 W - 70 V / 7.5 W |
| Dispersion | Conical | 115° (average 500 Hz to 5 kHz @ -6 dB) |
| Connectors | | 4-pin Euro Terminal Block |
| Sensitivity (1W/1m) | | 83 dB |
| Sound Pressure (Max. W/1m) | @ 16 Ω | 101 dB |
| Frequency | Range (-10 dB) | 61.5 Hz - 20 kHz |
| | Response (\pm 3 dB) | 75 Hz - 17 kHz |

Product Features:

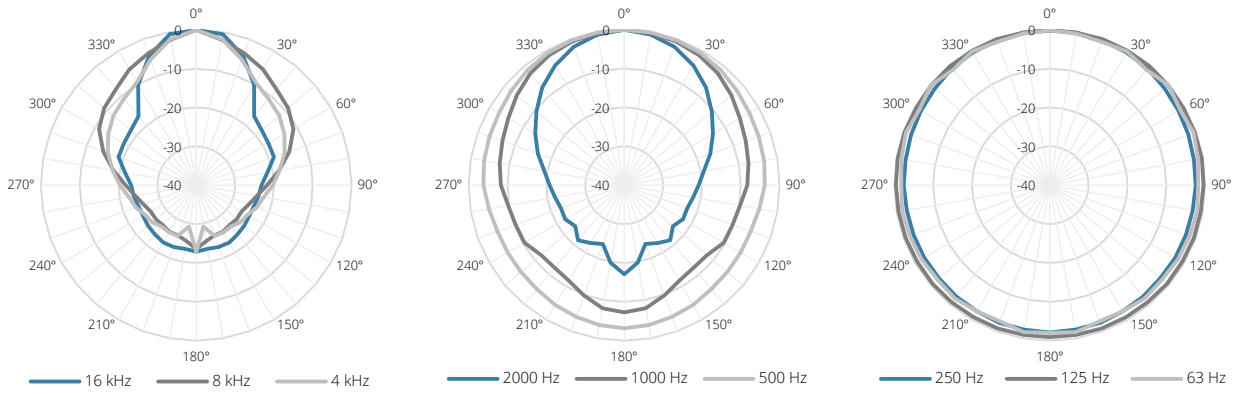
| | | |
|-------------------------|----------|--|
| Dimensions | | 230 x 302 mm (\varnothing x H) |
| Connection cable length | | 3.5 m |
| Construction | | Polypropylene |
| Front finish | | Aluminium grill |
| Mounting & handling | | Dual snap hook and dual Gripple™ hanger |
| Accessories | Included | Connection cable with dual copper and dual steel cores 2 Gripple™ hangers |

Variants:

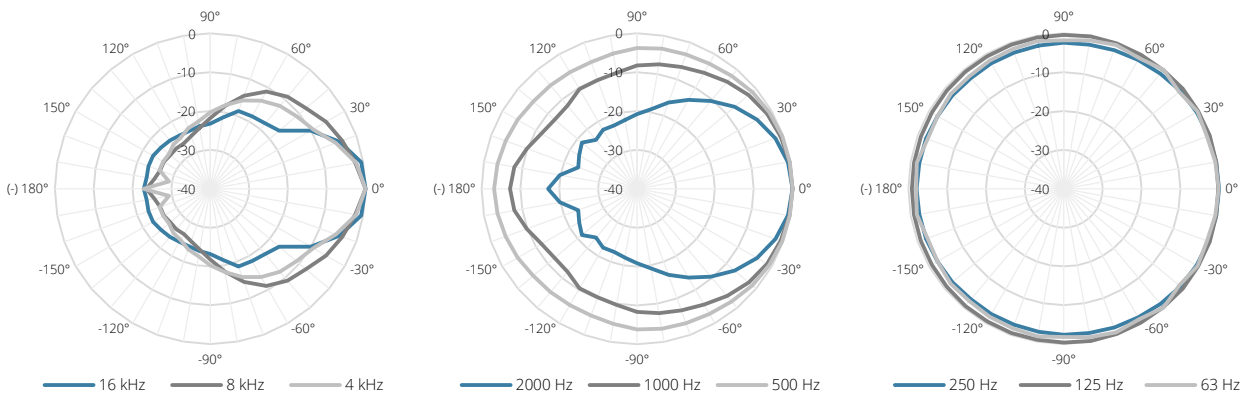
- ALTI6/B - Black version
- ALTI6/W - White version

Acoustical data graphs:

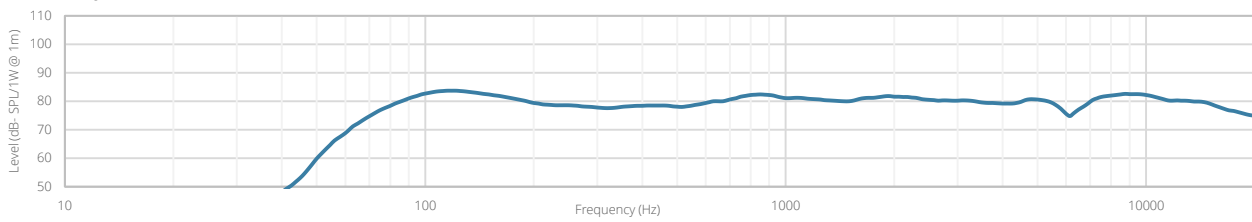
Horizontal Polars:



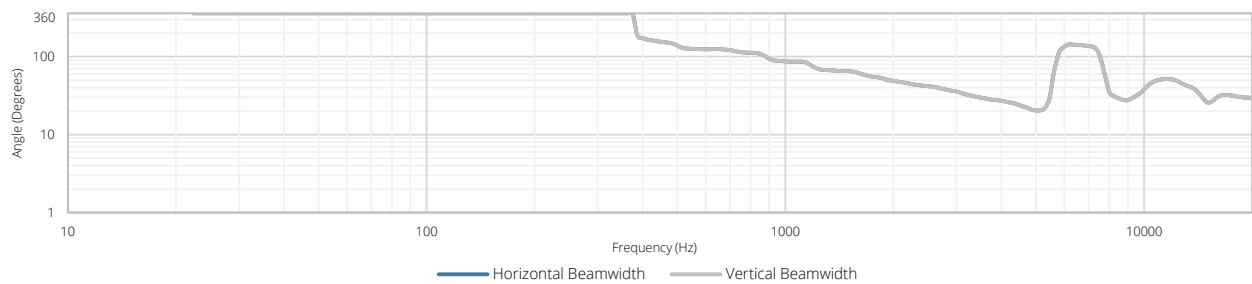
Vertical Polars:



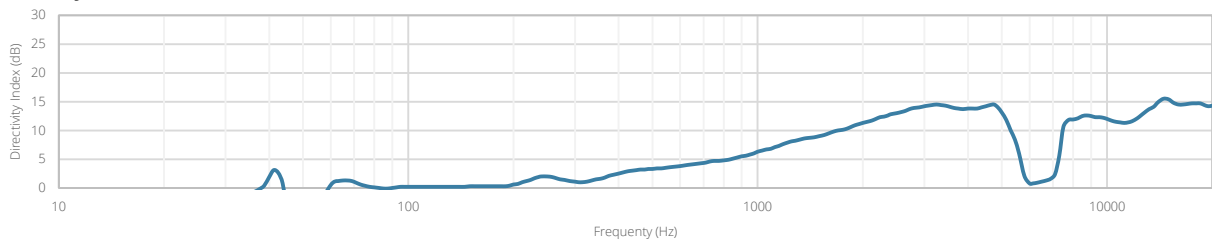
Sensitivity:


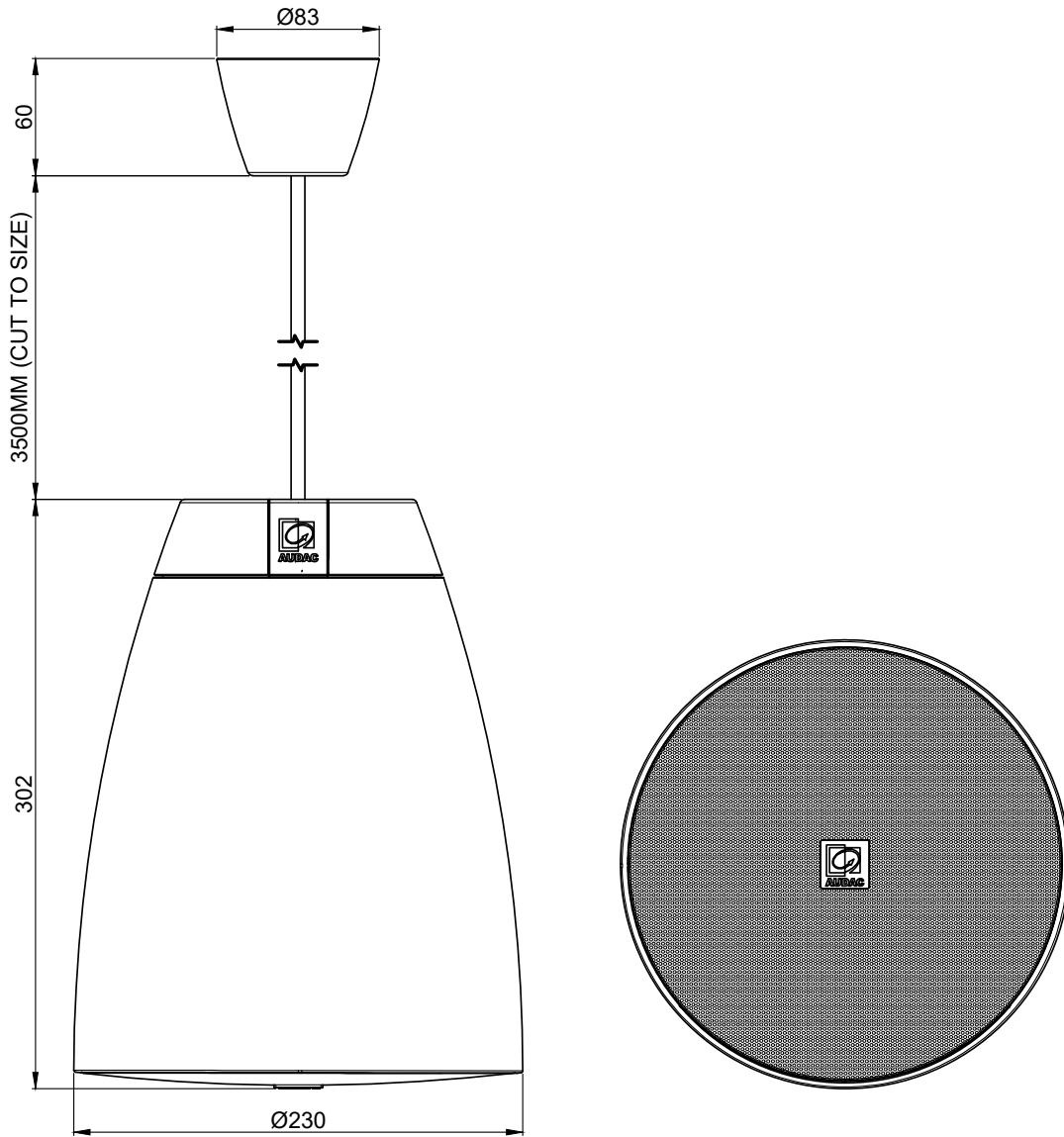


Beamwidth (-3dB):



Directivity index:





ALT16

Product description:

2-WAY 6.5" PENDANT SPEAKER 60W - 70V/100V & 16 OHM

Weight:

TBA

Outer dimensions:
(w x h x d)

Ø230 x 302

Unit height:

N/A