



KYRA24

Design column speaker 24 x 2"

Highlights:

- Multi-functional wall bracket allowing swiveling and down-tilting
- Slimline aluminum design
- 24 x 2" high-quality broadband speakers

The KYRA24 design column speaker consists of 24 x 2" high-quality aluminum cone full-range drivers, delivering extraordinary clarity and detailed sound. The overall continuous power handling reaches 240 Watt and the beamwidth of 174° x 7° (-6 dB avg 1 kHz - 4 kHz)* makes it the perfect match for acoustically difficult venues, reducing echo and microphone feedback which optimizes the speech intelligibility in reverberant venues.

The overall impedance of the speaker measures 4Ω, allowing it to be implemented in any low impedance audio system.

*Given dispersion values are the average beamwidth within the 1 kHz - 4 kHz frequency range (-6 dB - 1/3 oct), which are critical for the speech intelligibility in the main application field of these loudspeakers.

Applications:

- Education
- Public facilities
- Corporate spaces
- Houses of worship
- Events



Impedance:



System specifications:

Speaker type		Broadband column
Max. Power		480 W
RMS Power		240 W
Impedance		4 Ω
Sensitivity (1W/1m)		92 dB
Sound Pressure (Max. W/1m)		113 dB
Frequency	Range (-10 dB)	120 Hz - 20 kHz
	Response (\pm 3 dB)	150 Hz - 20 kHz
Drivers		24 x 2"
Ingress Protection rating		IP3x
Dispersion	Horizontal	174° (-6 dB avg 1 kHz - 4 kHz)
	Vertical	7° (-6 dB avg 1 kHz - 4 kHz)
Incline angle	Bottom	13°
	Left	42°
	Right	42°
Temperature	Operating	-20 - +50 °C

Product Features:

Front finish		Steel grill
Construction		Aluminium with plastic side covers
Dimensions		70 x 2006 x 101 mm (W x H x D)
Colours		Black (KYRA24/B - RAL9005)
		White (KYRA24/W - RAL9003)
Accessories	Included	2-way Revolving mounting bracket
		1 x 3-pin Euro Terminal Block Input connectors

Variants:

- KYRA24/B - Black version
- KYRA24/W - White version

Architects' and Engineers' Specifications:

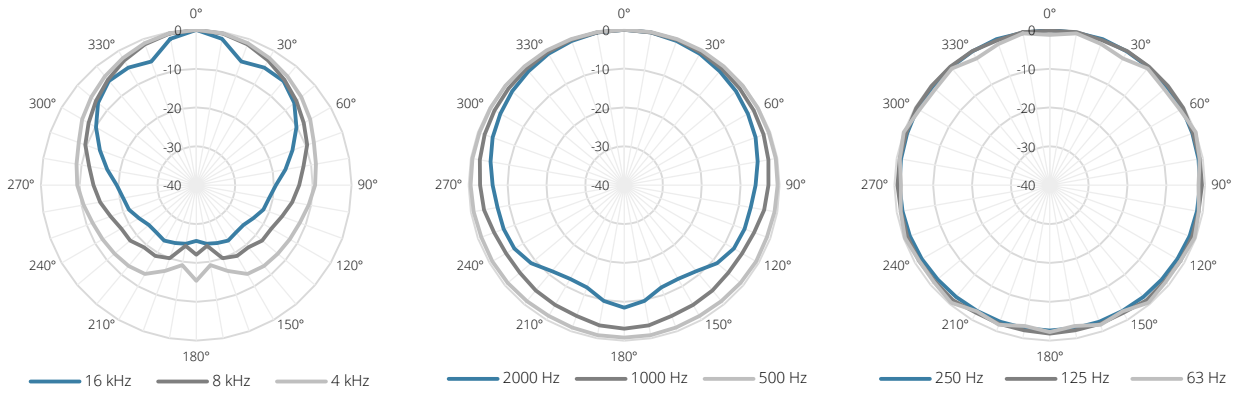
The loudspeaker must be a surface-mount column type, consisting of 24 x 2" aluminum cone full-range drivers, which are fitted inside a slim and elegant designed enclosure.

The overall impedance of the speaker must be 4Ω. It must have an RMS power handling of 240 Watt with a maximum power handling of 480 Watt and the frequency response (± 3 dB) should range from 150 Hz to 20 kHz. The sensitivity must reach 92 dB when measured with an input signal of 1 Watt at a distance of 1 meter, while a maximum continuous sound pressure level of 113 dB should be reached. The nominal dispersion shall be a 174° horizontal and 7° vertical coverage pattern at -6dB (average 1 kHz - 4 kHz).

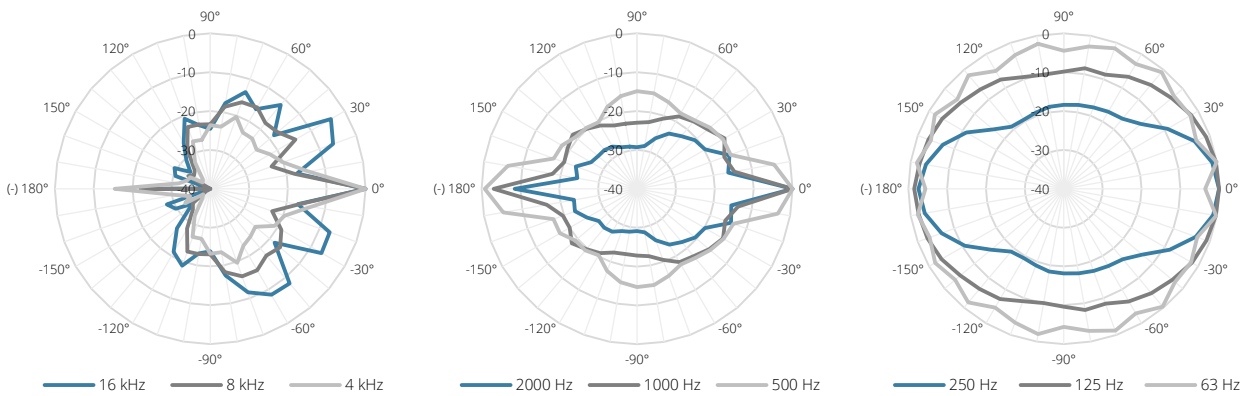
The speakers' enclosure shall be constructed of high-quality aluminum materials with a fine perforated steel grill front finishing which comes available in both white (RAL9003) and black (RAL9005) colors. Optimal directional placement shall be possible through the included multi-functional wall bracket allowing side swivelling over a range of 0° to 42° in both directions and down tilting with an angle up to 13°. The speakers' enclosure shall be 2006 mm high, 70 mm wide and 101 mm deep (including the height of the mounting bracket) and the weight shall not exceed 10.5 Kg.

Acoustical data graphs:

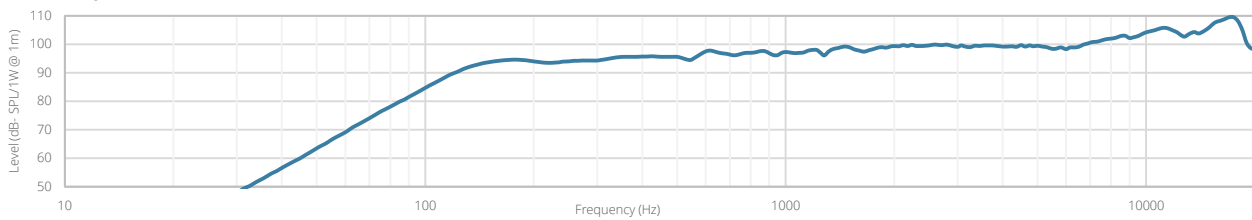
Horizontal Polars:



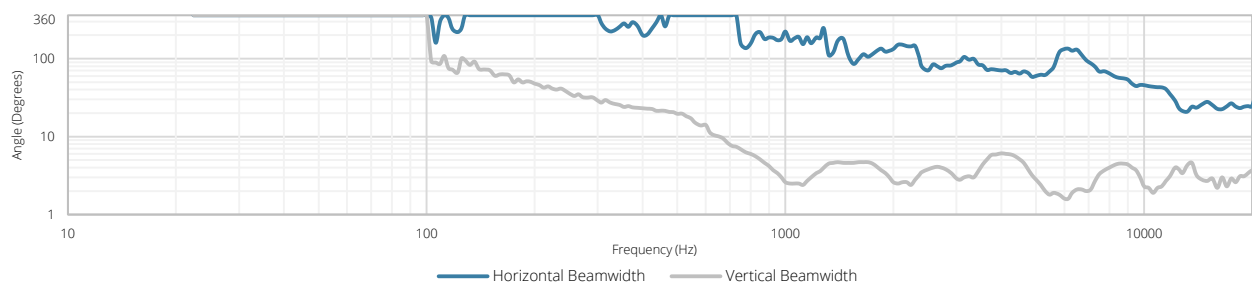
Vertical Polars:



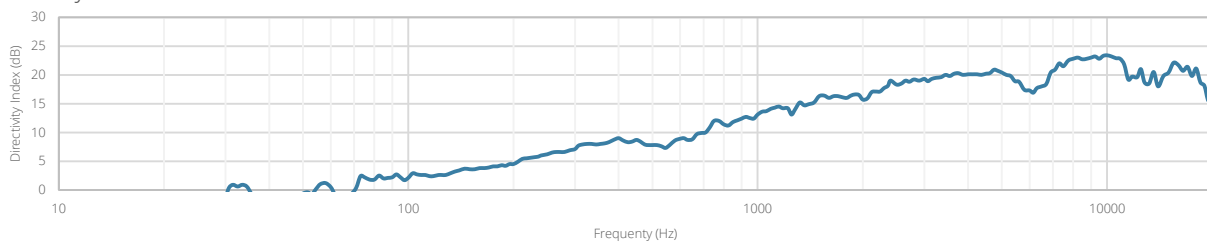
Sensitivity:

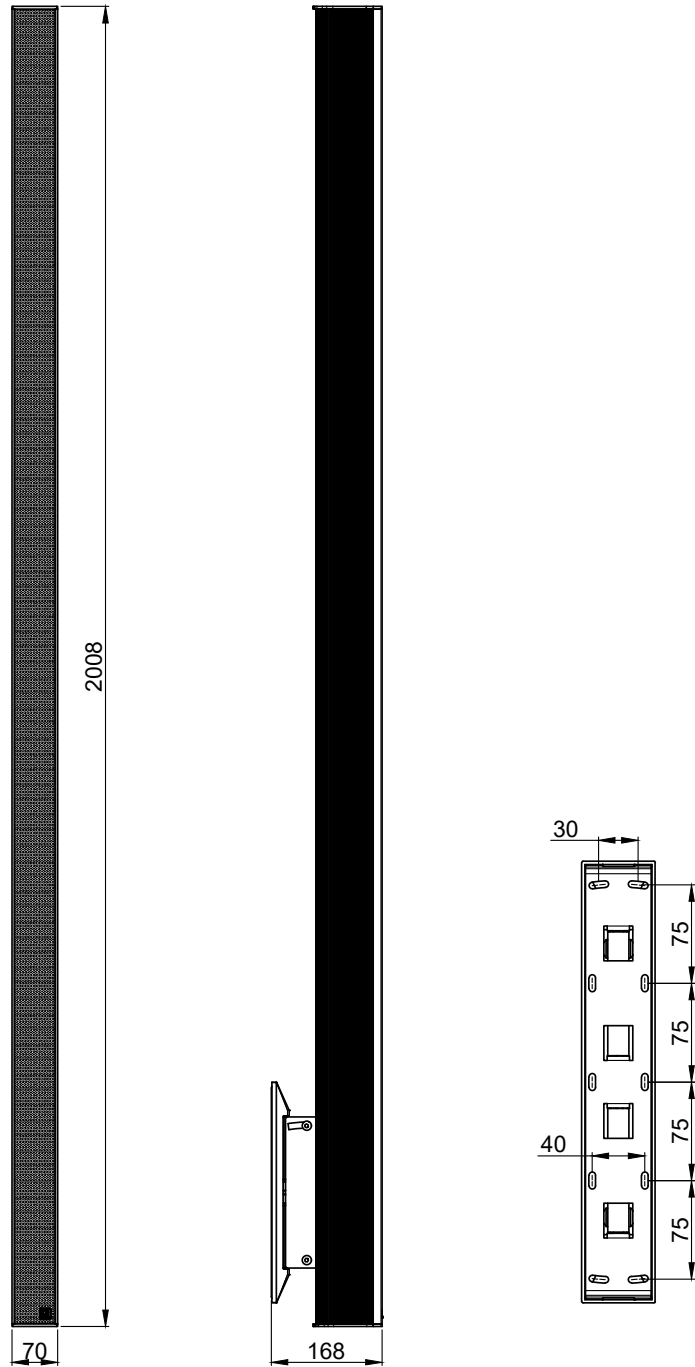



Beamwidth (-3dB):



Directivity index:





 AUDAC	KYRA24		Product description: DESIGN COLUMN SPEAKER 240W - 4 OHM
	Weight: 6,5 kg	Outer dimensions: (w x h x d) 70 x 2008 x 168	Unit height: N/A