





* All images in this datasheet are for illustrative purposes only and may differ from the actual product.





Full HD Standard Signage SM5J

LG webOS Standard Signage

- 

webOS Smart Platform
- 

Built-in Speaker
- 

Support Landscape / Portrait Mode
- 


Compatibility with Promota*

SM5J	
Size	32
Operation Time	24 hrs / 7 days
Brightness	400 nit
Screen Resolution	1,920 x 1,080
LG's Solution Compatibility	Promota App*, LG ConnectedCare
Speaker	Built-in
Interface	HDMI(3) / USB 2.0/ RS232C/ RJ45/ IR / Audio
Built-in Speaker	10W + 10W
Operation Hours (Hours / Day)	24/7
Orientation	Portrait / Landscape



HIGH-PERFORMANCE WITH WEBOS 6.0

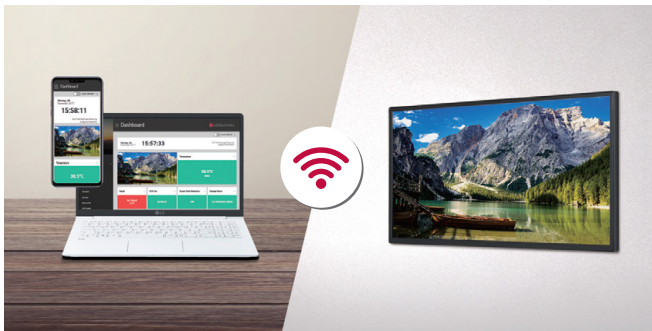
webOS 6.0, upgraded in SoC and web engine, is available on SM5J for a smooth execution of several tasks. LG webOS smart signage platform enhances user convenience with intuitive GUI and provides to SI or/and developers simple app development tools such as SDK (Software Development Kit), SCAP, sample applications.



VARIOUS SENSOR CONNECTION

LG webOS smart signage platform helps to easily provide additional solutions by supporting simple connections with external sensors* such as GPIO, NFC/RFID, temperature sensors, etc., via USB plug-in.

* External sensors need to be purchased separately and tested for compatibility with webOS platform.



MOBILE & WEB MONITORING

Through the Control Manager, the embedded web monitoring solution, you can control and monitor the status of the SM5J series displays in different locations in real-time. It is available on internet connected devices, allowing you to flexibly and rapidly respond to emergency situations.

* The mobile devices need be connected with the Signage IP address and can control one Signage at a time.
 ** Control Manager is optimized for Google Chrome 56 version and above.



COMPATIBLE WITH AV CONTROL SYSTEM

The SM5J series supports Crestron Connected® for high compatibility with professional AV controls to achieve seamless integration and automated control*, boosting business management efficiency.

* Network based control



REAL-TIME LG ConnectedCare SERVICE

Maintenance is easy and fast with the optional LG ConnectedCare* service, a cloud service solution provided by LG. It remotely manages the status of displays in client workplaces for fault diagnosis and remote-control services, supporting the stable operation of clients' businesses.

* The availability of the 'LG ConnectedCare' service differs by region, and it needs to be purchased separately.



LG'S SIMPLE ADVERTISEMENT HELPER, PROMOTA

Using LG's Promota* application, downloadable on a mobile device, you can easily create your own display contents. With Promota, you can add text and images to create an online profile for your business as well as deliver information such as event news, seasonal menus, promotions, and even more while recommending easy-to-use templates relevant to your industry.

* Promota can be downloaded from the App Store and Google Play store.



REAL-TIME PROMOTION

With Beacon and Bluetooth® Low Energy (BLE), shop managers can provide coupons and information in real-time.



CONTENT SHARING

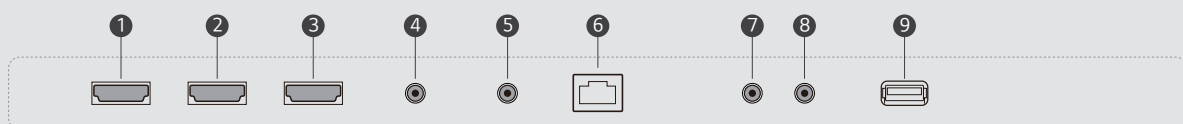
Content Mirroring among devices is available on a Wi-Fi network.



WIRELESS ACCESS POINT

The SM5J series operates as a virtual router which can be an wireless access point for mobile devices.

CONNECTIVITY



- ① HDMI IN 1
- ② HDMI IN 2
- ③ HDMI IN 3

- ④ IR-LIGHT SENSOR
- ⑤ AUDIO OUT
- ⑥ LAN

- ⑦ RS-232C IN
- ⑧ RS-232C OUT
- ⑨ USB 2.0 IN

* Jack Panels may differ from the above image, so please contact LG sales team to verify before ordering.

Specification

		Model Name	SM5J
Panel	Screen Size		32
	Panel Technology		IPS
	Back Light Type		Direct
	Aspect Ratio		16:9
	Native Resolution		1920 x 1080 (FHD)
	Refresh Rate		60Hz
	Brightness		400nit (Typ.)
	Contrast Ratio		1,100:1
	Viewing Angle (H x V)		178 x 178
	Color Depth		10-bit (D), 1.07Billion colors
	Response Time		10ms (G to G)
	Surface Treatment (Haze)		1%
	Operation Hours (Hours / Day)		24 / 7
	Portrait / Landscape		Yes / Yes
Connectivity	Input	HDMI (3, HDCP 2.2), USB 2.0 (Type A)	
	Output	Output	Audio Out (Off / Fixed / Variable)
		External Control	RS-232C In / Out (Phone-jack Type), RJ45 In (LAN), IR In (Phone-jack Type)
Mechanical Specification	Bezel Color		Black
	Bezel Width		13mm (T/ R / L), 18mm (B)
	Weight (Head)		5.7Kg
	Weight (Head+Stand)		6.5Kg
	Packed Weight		7.4Kg
	Monitor Dimension (W x H x D)		729.4mm x 428.9mm x 55.5mm
	Monitor Dimensions with Stand (W x H x D)		729.4mm x 481mm x 154.2mm
	Carton Dimensions (W x H x D) (Box outer size)		810mm x 510mm x 132mm
VESATM Standard Mount Interface		200 x 200	
Key Feature		Internal Memory 8 GB, Built-in Wi-Fi, Temperature Sensor, Auto Brightness Sensor, Local Key Operation, webOS 6.0, Embedded CMS (Local Contents Scheduling, Group Manager), USB Plug & Play, Fail Over, Background Image (Booting Logo Image, No Signal Image), Screen Share, Play via URL, Setting Data Cloning, SNMP, ISM (Image Sticking Minimization) Method, Control Manager, Smart Energy Saving, PM Mode, Wake on LAN, Beacon, HDMI-CEC (Compatibility may differ by equipment), SI Sever Setting, webRTC, ProIdiom	
Environment Conditions	Operation Temperature		0 °C to 40 °C
	Operation Humidity		10 % to 80 %
Power	Power Supply		AC 100-240V~, 50/60Hz
	Power Type		Built-In Power
Power Consumption	Typ.		55W
	Max.		75W
	BTU (British Thermal Unit)		187.67BTU / Hr (Typ.), 255.911BTU / Hr (Max.)
	Smart Energy Saving		38.5W
	DPM		0.5W
Sound	Power off		0.5W
	Speaker		10W x 2EA
Certification	Safety		CB / NRTL
	EMC		FCC Class "A" / CE
	ErP / Energy Star		X / O
	ePEAT (US only)		X
Ops Compatibility	OPS type compatible		X
	OPS Power built in		X
Software Compatibility	SuperSign CMS		O
	SuperSign Control / Control+		O / O
	SuperSign WB		O
	SuperSign Media Editor		O
	Promota		O (Not available for EU / CIS)
Accessory	LG ConnectedCare		O
	Basic	Remote Controller (include battery Zea), Power Cord, QSG, HDMI Cable, Phone to RS232C Gender	
	Optional	Stand (ST-322T), Wall bracket (LSW230B), VESA Adapter (AM-B220S)	

As a continuing policy of product development at LG Electronics, the design and specifications are subject to change. They may vary from model to model. Colour/shades may vary due to printing restrictions. E&OE.



To know more about LG, visit www.lg.com/in
 For B2B Solutions/Product enquiries, please write to b2b.solutions@lge.com
 For B2B Service, please write to b2b-support.india@lge.com

