

Sharp understands the importance of innovation /This is Why BIG PAD gives you best in class interactive performance.



SUPERB IMAGE & TOUCHSCREEN PERFORMANCE COME AS STANDARD. EASY-TO-USE INTERACTIVE FEATURES DELIGHT AND ENGAGE.

Collaboration and interactivity has never been more important in your business meetings, lessons or in operations rooms so the new BIG PAD range from Sharp puts image quality and best in class touch performance at the heart of its design. Featuring 1920 x 1080 resolution and 350cd brightness, our highly responsive touchscreen displays deliver a truly engaging and responsive experience for a wide range of professional applications.

## There's no substitute for direct contact /This is Why our BIG PAD range has industry-leading touchscreen technology.

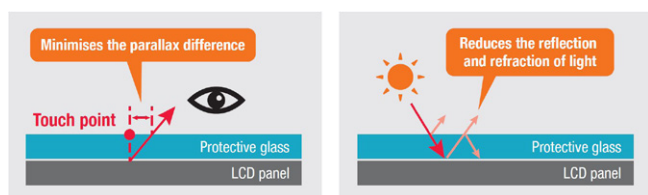
### A more engaging and interactive approach

Thanks to its 10-point multi-touch technology - which is based on our industry-fastest, responsive and natural touch capability - using BIG PAD is a rewarding experience, hands down.

Sharp's proprietary infra-red (IR) blocking detection technology and algorithms allow for content interaction and collaboration by as many as four users simultaneously, taking collaboration to a whole new level.

This makes for more rewarding and engaging classes in educational settings, and increased efficiency in both professional and business settings.

Users of Sharp's new BIG PAD range will experience eye catching image brilliance and our most advanced touchscreen experience yet. Extremely accurate touchscreen input and a natural writing sensation means presentations, meetings and lessons will all gain from next level interactivity, collaboration and engagement. This results from Sharp's progressive approach toward interactive touchscreen technology and a new advanced Direct Optical Bonding manufacturing process that eliminates parallax effect and internal light reflection and refraction.



BIG PAD's 1920 x 1080 full-HD display resolution and 350cd brightness guarantees your content is brilliantly displayed with great visibility, even in brightly lit rooms. From fine lines and text to photographs, bring images to life in vivid, high detail with the new BIG PAD range from Sharp and see everything in stunning clarity. This helps to ensure engaging lessons, collaborative meetings, and stimulating interactive sessions, and maximises the return on your investment.

### Collaboration and intuition you can share

BIG PAD with latest version 3.5 of Sharp's Pen Software also lets you benefit from handwriting recognition, which converts on-screen script into digital text. It will also convert hand-drawn geometric shapes and lines into digital graphics, further enhancing collaboration and productivity.

There's a menu of intuitive icons for the quick and easy operation of pen settings and other useful functions. Plus, in overlay mode, you can add on-screen annotations or graphics directly onto photos, videos, PDFs and a host of common Microsoft file types. BIG PAD's software also links seamlessly with Microsoft PowerPoint®, allowing you to add real depth and interest to your slideshow presentations and Microsoft Outlook enabling LDAP (Lightweight Directory Access Protocol) which assists in registering email addresses.

BIG PAD doesn't just display your work in the best possible light, it lets you take your outputs with you too. Text and graphics written on the board can be stored on a USB memory device as .pdf, .bmp, .jpeg, or .png files. You can even send these files directly via e-mail, ensuring immediate sharing of collaborative work efforts.

The latest generation Version 3.5 has an improved sheet extension function, to allow users to easily navigate around and annotate on extended sheets.

### Go direct to print

Sharp Pen Software lets you scan a range of displayed documents - and the annotations on them - and send them directly to a Sharp multi-function printer, improving efficiency and sharing in professional and educational applications.

Working on something complex? No problem! Our unique SHARP Touch Viewing Software takes the headache away from working with numerous files having different file types, through a touch-operated onscreen interface that lets you keep your project's Office files, videos and web pages in one easy-to-manage location.

## Sharp knows attention to detail is vitally important /This is Why BIG PAD includes a range of features to expand your possibilities.

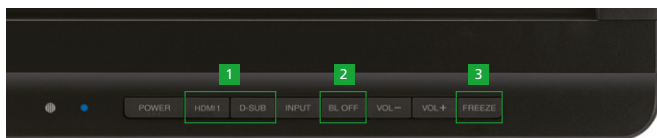
Thanks to the integrated 10+10w speakers, installation and setup for meetings, lessons or video-conferences is simple.

### Impressive, collaborative, and flexible at all times

BIG PAD can make a fantastic contribution to many working environments, including in the classroom, where its role as a learning aid is unmistakable. But there will always be times when a teacher wants to direct students' attention away from the screen and back to their individual work.

With that in mind, Sharp has included a one-touch blackout button on the front of the bezel. This instantly switches off the display's backlight without actually shutting the unit down. That means content on display can be switched off and then instantly switched back on again when required.

Similarly, we have added a one-touch freeze frame button to the front of the unit to instantly freeze the displayed content. That means any connected devices are free to work privately, without being mirrored on the display, whilst the display maintains the static display content. This can be ideal in the education or training environment where a teacher or presenter wants to work in privacy without removing vital content from display.



'Source, one-touch blackout & one-touch freeze frame buttons'



### Stay connected and in control

We believe that when it comes to the devices you rely on, the more control you have, the better. Control lets you maximise your return on investment. It also lets you avoid wasted time, energy, and resources.

That's why Sharp has built RS-232C connectivity and display control commands that operate across a network connection into the BIG PAD range. This is ideal for anyone operating across a multi-display site, for example, as it allows a command to be sent over the network to simultaneously shut down all displays at the end of working hours - saving both time and money.

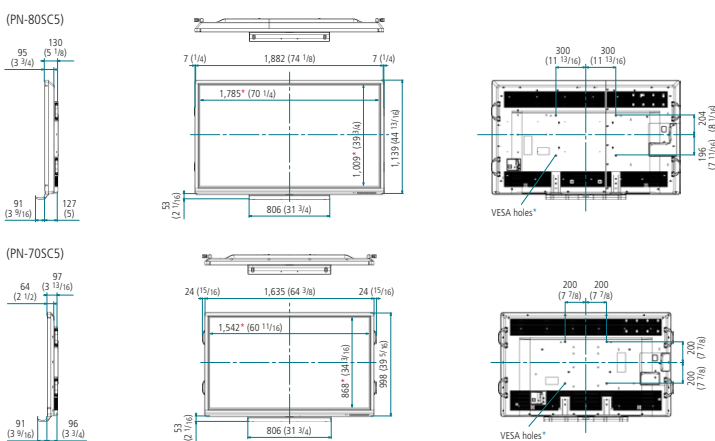
We also offer a Cloud Portal Office option that gives you easy access to Sharp's award-winning cloud-based document management and collaboration system. Perfect for storing things like prepared lesson plans, or for saving group work such as updated project plans.

# Specifications

Model		PN-80SC5	PN-70SC5
Installation		Landscape	
		80-inch-class (80-inch [203.2 cm] diagonal) UV2A <sup>1</sup> LCD	70-inch-class (69 1/2-inch [176.6 cm] diagonal) UV2A <sup>1</sup> LCD
LCD Panel	Max. Resolution	1920 x 1080 pixels	
	Max. Display Colours (approx.)	1.07 billion colours <sup>2</sup>	
	Pixel Pitch (H x V)	0.923 x 0.923 mm	0.802 x 0.802 mm
	Max. Brightness (average) <sup>3</sup>	350 cd/m <sup>2</sup>	
	Contrast Ratio	5,000 : 1	4,000 : 1
	Viewing Angle (H/V) <sup>4</sup>	176°/176° (CR≥10)	
	Active Screen Area (W x H) (approx.)	1,771.2 x 996.3 mm (69 3/4" x 39 1/4")	1,538.9 x 865.6 mm (60 3/16" x 34 1/16")
	Response Time	4 ms (grey to grey, avg.)	
Backlight	LED, direct lit	LED, edge lit	
Touchscreen	Touch Technology	IR (infrared blocking detection method)	
	PC Connection Port	USB 2.0	
	Power Supply	Supplied from USB port	
	Multi Touch	10 points	
	Protection Glass	Thickness: Approx. 3.1 mm <sup>5</sup> Shock resistance: 130 cm <sup>6</sup>	
Touch Pen	Function Button	N/A (passive pen)	
Computer Input	Video	Analogue RGB [0.7 Vp-p] [75Ω]	
	Synchronisation	Horizontal/vertical separation (TTL: positive/negative)	
	Plug & Play	VESA DDC2B	
Video Colour System		NTSC (3.58 MHz) / NTSC (4.43 MHz) / PAL / PAL60 / SECAM	
Input Terminals <sup>7</sup>		PC analogue: Mini D-sub 15-pin x 1, HDMI x 3 (HDCP and 1080p compatible), PC / AV signal compatible), 3.5 mm-diameter mini stereo jack x 1, audio: RCA pin (L/R) x 1, video: RCA pin x 1 <sup>8</sup> , component video: RCA pin x 1 <sup>8</sup> , RS-232C D-sub 9-pin x 1	
Output Terminals <sup>7</sup>		3.5 mm-diameter mini stereo jack x 1	
Speaker Output		10 W + 10 W	
Mounting		VESA (4 points), 600 x 400 mm, M6 screw	VESA (4 points), 400 x 400 mm, M6 screw
Power Supply		100V – 240V AC, 50/60 Hz <sup>9</sup>	
SD card slot		SD memory card (SD memory card/SDHC memory card)	
LAN terminal		10 BASE-T/100 BASE-TX	
Power Consumption		270 W	200 W
Environmental Conditions	Operating Temperature <sup>*1</sup>	5°C to 35°C	
	Operating Humidity	20% to 80% RH (no condensation)	
Dimensions (W x D x H) (approx.) (display only)		1,882 x 127 x 1,139 mm (74 1/8" x 5" x 44 13/16")	1,635 x 96 x 998 mm (64 3/8" x 3 3/4" x 39 3/16")
Weight (approx.)		79 kg (174.2 lbs)	62 kg (136.7 lbs)
Main Accessories		Power cord, remote control unit, battery (AAA size) x 2, set-up manual, cable clamp x 2, cable clamp (for power cord), USB cable <sup>*10</sup> , eraser, pen tray, pen tray mounting screw x 5, touch pen, camera mount, camera mount screw x 2, camera screw, CD-ROM, SHARP Display Connect license, stand hole protection cover x 2, blank sticker	

PN-60SC5 will be launched at a later date

## Dimensions

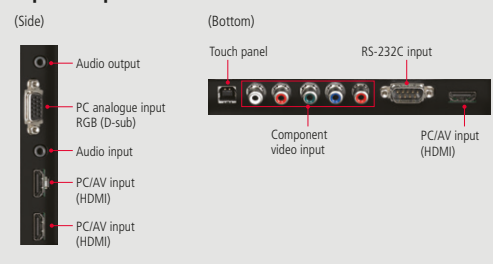


Units: mm (inch)

\* Screen dimensions

\* To use the VESA-standard mounting bracket, use M6 screws that are 8 to 10 mm plus the thickness of the bracket.

## Input/Output Terminals



## System Requirements

PC	PC/AT compatible machine with USB 2.0 port and screen resolution of 1,920 x 1,080 (CD-ROM drive required for installation)
CPU	Intel® Celeron™ 1.6GHz, or AMD Sempron™ 1.6GHz or higher (Intel® Core™ 2 Duo 2.8GHz, or AMD Athlon™ II x2 2.8 GHz or higher recommended)
OS	Windows® 7 (32-bit/64-bit), Windows® 8.1 (32-bit/64-bit), Windows® 10 (32-bit/64-bit) Mac OS X v10.10, Mac OS X v10.11*, Google Chrome™ v39 or later
Memory	2GB or more
Hard disk	200MB or more free space (additional space required for data storage)

\* On a Mac computer, operation is only possible in mouse mode.

## Notes

<sup>\*1</sup> UV2A stands for Ultraviolet-induced Multi-domain Vertical Alignment, a photo-alignment technology that ensures uniform alignment of liquid crystal molecules. <sup>\*2</sup> Maximum colours of LCD panel. The number of colours that can be displayed simultaneously is 16.77 million arbitrary colours out of 1.07 billion colours. <sup>\*3</sup> Brightness depends on input mode and other picture settings. Brightness level will decrease slightly over the lifetime of the product. Due to the physical limitations of the equipment, it is not possible to maintain a precisely constant level of brightness. <sup>\*4</sup> Excluding the touch sensor part around the LCD panel. <sup>\*5</sup> Including anti-glare film on the front. <sup>\*6</sup> Approximate distance at which the glass panel can withstand the impact of a 500-gram iron ball dropped on its centre. <sup>\*7</sup> Use a commercially available connection cable for PC and other video connections. <sup>\*8</sup> Video and component video are switchable; use the menu to select. <sup>\*9</sup> The AC power cord is an inlet type. The cable is bundled (3 pins). <sup>\*10</sup> Please use only this USB cable and no other. If connected via a USB hub, a PC may not recognise the PN-80SC5/70SC5 correctly and operation may be unstable. All information was correct at time of print. Windows, Windows Server, and Windows Vista are registered trademarks of Microsoft Corporation in the United States and/or other countries. All other company names, product names and logos are trademarks or registered trademarks of their respective owners. © Sharp Corporation. January 2017. Ref PN-80SC5/PN-70SC5/ PN-60SC5 Brochure 4pp (17887).

# SHARP

Inspiring ideas from technology

www.sharp.eu