

Epson EB-L1000 Series

THE POWER TO INSPIRE



3x BRIGHTER
COLOURS
with Epson Projectors*

No.1
SINCE 2001

EPSON
WORLD LEADER
IN PROJECTORS*



EPSON[®]
EXCEED YOUR VISION

A NEW ERA OF WIDE SCREEN PRESENTING

Take image quality to new levels with our latest large venue installation range, featuring game-changing laser projection technology and the world's first 12,000lm WUXGA LCD laser projector³. Capture audience attention with Full HD resolution and special 4K enhancement technology that allows users to experience the latest 4K effect.

Visual perfection

Create powerful images in auditoriums, lecture theatres, galleries, shopping centres and more. Our acclaimed 3LCD and laser light source technologies get your message across even in brightly lit rooms with images that have three times brighter colours than the competition¹.

A new world of presenting

Make a big impression with innovative features and presenting tools ranging from flexible 360° installation, motorised changeable lenses and split screen presenting to a time-saving lens memory function and a built-in camera for consistent image calibration.

Outstanding reliability

Enjoy total peace of mind with large screen projectors you can count on. Installation and set-up are very straightforward, while a laser life of up to 56,000 hours and a filter maintenance cycle up to 30,000 hours keeps maintenance to a minimum.



LASER LIGHT



OPTIONAL LENSES



LENS-SHIFT



HDBASET



EDGE BLENDING



DIGITAL SPLIT SCREEN



360° INSTALLATION



PORTRAIT



UST LENS



UP TO 12,000 LUMENS



WUXGA WUXGA



DMX-ARTNET



HD-SDI



POINT CORRECTION



24/7 OPERATION



5 YEAR WARRANTY

LASER LIGHT PRECISION



Experience astonishing quality and reliability with our new laser light source and advanced filter. Combine versatile presenting features with 20,000 hours of maintenance-free use and consistent performance for total peace of mind during important presentations.

Innovations in projector technology like these have continued to make us number 1 in the world of projectors since 2001².



SUPERIOR QUALITY



Take control of brightness with precise adjustment in increments of 1% and a constant brightness mode that maintains brightness at a specified level to match any venue or subject. Auto colour correction is also on hand to keep colours consistent and whites bright.


A quality revolution

Take presenting into the future with 4K enhancement technology that digitally upscales Full HD 1080p content by shifting pixels diagonally by 0.5 pixels to effectively double resolution. This gives viewers the 4K experience, with improved texture, exceptional sharpness, clarity and detail.

New light, new quality standards

Enjoy the best picture quality in bright and dark scenes with high-speed control of contrast levels and the transition between the two, thanks to the new laser light source. Also, edge blending technology seamlessly joins images produced by more than one projector.

4k enhancement Full HD



Simulated images



The perfect combination

Our 3LCD technologies combine high resolution, brightness and rich colours to produce vivid, engaging images even in brightly lit rooms. Our 3-chip solid-state optical engines optimise white balance and black colour matching for seamless blending. Equally high White and Colour Light Output makes images consistent and 3x brighter than 1-chip DLP projectors¹, and with no rainbow effect.

Larger than life

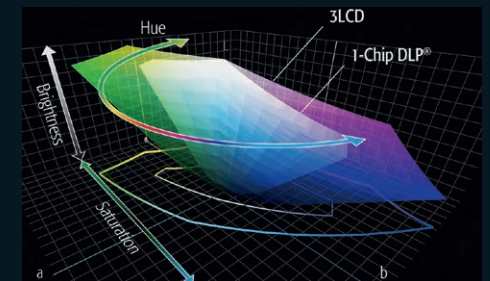
Project every corner-to-corner detail of Full HD widescreen content with standard native WUXGA resolution. Deliver the ultimate viewing experience with the world's first 12,000lm WUXGA laser model³, the EB-L1500U/1505U.

Wider colour gamut

Achieve up to 3x the colour gamut of 1-chip DLP projectors with Epson's HTPS panels. This core technology produces more vibrant colours with more accurate colour reproduction. You can also adjust hue, saturation and brightness for each colour in the RGB and CMY colour models.



Epson 3LD technology – 3 times brighter than competitor technology¹ Conventional projector using 1-chip DLP technology



SUPERIORITY IN NUMBERS

Take presenting forwards into a new era of projector performance with a range of features that help you to surpass the quality expectations of the most discerning audiences, whatever the presenting environment.

Hours of laser brilliance

Count on virtually worry-free performance with a laser light source that has a life of up to 56,000 hours depending on the viewing mode, and an optical engine life typically between 20,000 and 56,000 hours.

Just about anywhere

Rotate your projector through up to 360° in any direction and bring floors and ceilings into play. Create eye-catching images in surprising settings without distortion or loss of brightness, even on a corner or curve.

Compact power

Add power to your presentations with the ground-breaking 12,000lm WUXGA EB-L1500U/EB-L1505U, which is up to 15% smaller and 10% lighter than competitor 12,000lm products* for easy integration into smaller spaces.

Long-term performance

Experience complete peace of mind with the 20,000 hours or 5 year warranty (whichever comes first). This ensures reliable long-term performance and gives you the freedom to concentrate on your presentations.

2,000:1 native contrast ratio

Project images with clear contrast even in daylight or with lights on. A high brightness up to 12,000lm and a native contrast ratio of 2,000:1 ensure super dark blacks and super bright whites. There's even an inner sensor to adjust the intensity of blue and yellow light to make whites even more appealing.

Two screens

Compare and contrast different subjects and enhance presentations with the split screen function that makes it easy to project images from two different sources simultaneously.

THE POWER TO PRESENT

These projectors give you the power to surpass your presenting goals. They make so much more possible with versatile tools and features that are built to meet the changing demands and increasing expectations of audiences.



Multi-projector perfection

Create stunning large scale images using additional projectors, with seamless tiling and blending, optimised white balance and better black colour matching between units⁵. Make precise adjustments to the start position, edge width and area of the black level in the blend and save time by reducing overlapping areas.

A range of lenses

Choose the ideal motorised lens for your venue from a wide range including an ultra-short-throw (UST) zero offset lens⁶ which produces a 200-inch screen from only 1.5m away. A choice of lenses also makes it easier to use an existing ceiling or wall mount.

Versatile installation

Project perfectly uniform images with the powered lens with new stepping motor, for very precise image adjustments up to +/- 67% vertical and +/-30% horizontal. This can be done manually or by remote control, and is very useful for edge blending and stacking. Store up to 10 lens settings, while a new OSD Control Pad function gives you control via the web or a smart device.

Wide connectivity

Get set up and integrated quickly and easily with a wide range of inputs. Support for HD-SDI/HDBaseT provides Full HD video and audio via Ethernet, while the 3G-SDI input on the EB-L1500U/EB-L1505U/EB-L1405U allows projection of fully uncompressed images.

Built-in camera

Keep images consistent and maintenance to a minimum with the built-in camera. This detects images that have become uneven over time, detect subtle inconsistencies between multiple projectors and enables automatic colour correction. You can choose whether to check manually or set up for automatic checking at regular intervals.

THE PERFECT CHOICE

Choose from a range of models that offer exceptional quality and versatility as standard but have different features to match your individual presenting needs.



EB-L1100U

- 6,000lm
- WUXGA



EB-L1200U

- 7,000lm
- WUXGA



EB-L1300U

- 8,000lm
- WUXGA



EB-L1405U

- 8,000lm
- WUXGA



EB-L1500U

- 12,000lm
- WUXGA



EB-L1505U

- 12,000lm
- WUXGA

Accessories

Epson offers a wide range of accessories including lenses, ceiling mounts and wireless LAN adapter. To view the full range visit www.epson-europe.com



Ceiling mount low ELPMB47/ELPMB48

Tailor-made ceiling mounts for easy installation and security



Wireless LAN adapter ELPAP10


- Easy installation USB adapter
- Make fast, secure presentations across a wireless connection with EasyMP Network Projection or Epson's iProjection app



HDBaseT transmitter ELPHD01

- Wireless video/audio extender
- Three inputs are featured for easy installation: HDMI, LAN, and RS-232 to output into a CAT-5/6 cable

Connectivity



Model shown EB-L1505U

- | | | |
|-------------------------------|-------------------------------------------|------------------------------------|
| 1 LAN port (RJ45: 100Base-TX) | 7 Remote port (stereo mini) | 13 Audio out |
| 2 HDBaseT port (HDBaseT) | 8 Cable holder (for power cable) | 14 Audio in |
| 3 DVI-D | 9 Audio in | 15 BNC input port (5BNC) |
| 4 HDMI input port (HDMI) | 10 Computer input port (Mini D-Sub15-pin) | 16 RS-232C port (Mini D-Sub 9-pin) |
| 5 Service port | 11 Audio in | 17 Remote port (stereo mini) |
| 6 3G-SDI (EB-L1505/1500/1405) | 12 Monitor out port (Mini D-Sub15-pin) | |

Dimensions












Model shown EB-L1505U

Features

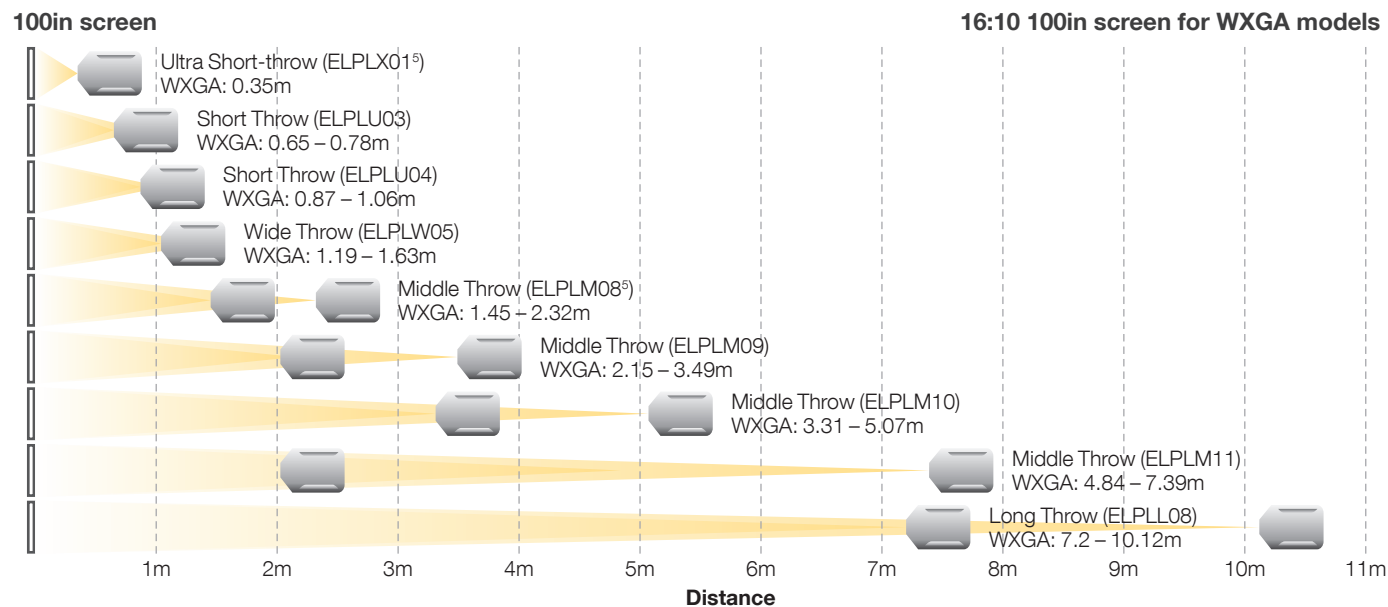
- | | | |
|---------------------------------|------------------------------|-----------------------------------------------|
| ✓ WUXGA native resolution | ✓ Lens shift/memory function | ✓ Integrated 10w speaker (EB-L1100/1200/1300) |
| ✓ 2,000:1 native contrast ratio | ✓ A/V Mute with fade in/out | ✓ DMA Art-net Ethernet (EB-L1405/1500/1505) |
| ✓ 4k enhancement technology | ✓ Split screen | |
| ✓ Built-in camera | ✓ Easy 360° installation | |

Optional lens specifications

	Ultra-short-throw ^e	Short throw	Short throw	Wide throw	Wide throw	Mid throw	Mid throw	Mid throw	Mid throw	Long throw
Lens type	Ultra-short-throw ^e	Short throw	Short throw	Wide throw	Wide throw	Mid throw	Mid throw	Mid throw	Mid throw	Long throw
Reference	ELPLX01*	ELPLU03	ELPLU04	ELPLW05	ELPLW06**	ELPLM08*	ELPLM09	ELPLM10	ELPLM11	ELPLL08
Order number	V12H004X01	V12H004U03	V12H004U04	V12H004W05	V12H004W06	V12H004M08	V12H004M09	V12H004M0A	V12H004M0B	V12H004L08
Lens option										
Focus / Zoom type	Motorised	Motorised	Motorised	Motorised	Motorised	Motorised	Motorised	Motorised	Motorised	Motorised
Zoom ratio (Optical)	N/A	1.2x	1.2x	1.4x	1.37x	1.6x	1.6x	1.5x	1.5x	1.39x
Throw ratio	0.35:1	0.65 – 0.78:1	0.87 – 1.06:1	1.04 – 1.46:1		1.45 – 2.32:1	2.15 – 3.49:1	3.31 – 5.07:1	4.84 – 7.39:1	7.2 – 10.12:1
EB-L1500U/1505U models		0.48 – 0.57:1	0.64 – 0.78:1	0.76 – 1.07:1	1.19 – 1.63:1		1.58 – 2.56:1	2.43 – 3.71:1	3.54 – 5.41:1	5.28 – 7.72:1
Aspect ratios	16:10	16:10	16:10	16:10	16:10	16:10	16:10	16:10	16:10	16:10
F Number		2.0 – 2.26	2.0 – 2.1	2.0 – 2.23	1.8 – 2.26	1.65 – 2.27	1.8 – 2.51	1.81 – 2.4	1.81 – 2.34	1.8 – 2.45
Focal length (mm)	5.8	11.1 – 13.1	14.8 – 17.7	17.6 – 24.3	27.3 – 37.0	24.0 – 38.2	36 – 57.4	55.4 – 83.3	80.6 – 121.1	119 – 165.4
Screen size range (inches)	100 – 400	80 – 300	50 – 300	50 – 300	50 – 300	50 – 300	50 – 300	50 – 300	50 – 300	50 – 300
Lens shift	V: ±17% H: ±10%	V: ±67%, H: ±30%	V: ±67%, H: ±30%	V: ±67%, H: ±30%		V: ±67%, H: ±30%	V: ±67%, H: ±30%	V: ±67%, H: ±30%	V: ±67%, H: ±30%	V: ±67%, H: ±30%
EB-L1500U/1505U models		V: ±24% H: ±10%	V: ±60% H: ±18%	V: ±24% H: ±10%	V: ±60% H: ±18%	V: ±60% H: ±18%	V: ±60% H: ±18%	V: ±60% H: ±18%	V: ±60% H: ±18%	V: ±60% H: ±18%
Weight (kg)	3.5	1.8	3.1	1.45	2.95	1.2	1.9	2.2	2.2	2.2

*ELPLX01/ELPLM08 lens is not available on the EB-L1500U and EB-L1505U. **ELPLW06 lens is only available for the EB-L1500U and EB-L1505U.

Modular lenses and projection distances



Only representative of the EB-L1100U/EB-L1200U/EB-L1300U/EB-L1405U.

Specifications

	EB-L1100U	EB-L1200U	EB-L1300U	EB-L1405U	EB-L1500U/ EB-L1505U
Technology	Epson 3LCD laser technology				
Resolution / aspect ratio	WUXGA / 16:10				
4k enhancement	Yes				
Contrast ratio (dynamic / native)	>2,000,000:1 / 2,000:1	>2,000,000:1 / 2,000:1	>2,000,000:1 / 2,000:1	>2,000,000:1 / 2,000:1	>2,000,000:1 / 2,000:1
Colour and White Light Output (lumens) (standard / economy)	6,000	7,000	8,000		12,000
Laser life (hours) (standard / economy)	20,000 / 56,000				
Image size (inches)	50 – 300				
Throw ratio	1.65 – 2.27:1				1.58 – 2.56:1
Lens F-number (F) Focal length (f) (mm)	1.65 – 2.27				1.8 – 2.51
Zoom ratio	1.6x				
Keystone correction (horizontal / vertical)	±30° / ±30°				
Lens shift (horizontal / vertical)	±67° / ±30°				
Speakers	10w x 1			N/A	N/A
Noise (standard / economy) (dB)	35 / 29				37 / 31
Power consumption (w) (on / economy / stand-by)	680 / TBC / TBC	740 / TBC / TBC	800 / TBC / TBC		920 / TBC / TBC
Weight (kg)	21				22
Dimensions WxDxH (mm)	586 × 492 × 185				586 × 492 × 185
Digital	HDMI (W/ HDCP2.2) x1, DVI-D x1, HDBaseT (W/ HDCP2.2) x1				
Video	Input: PC (D-sub 15), Component (5BNC) Output: Monitor out (D-sub 15)				Input: 3G-SDI, PC (D-sub 15), Component (5BNC) Output: Monitor out (D-sub 15)
Control	LAN (RJ45), RS232 (IN)				DMX Art-Net (RJ45), LAN (RJ45), RS232 (IN)
USB	USB Type A (Optional Wi-Fi, Firmware update via USB Flash Drive), USB Type B (service only)				
Audio	Input: Stereo mini x3 Output: Stereo mini x1				
Supplied accessories	Power cable, computer cable, cable cover, HDMI cable clamp, lens cap, remote control, user manual				
Projector warranty ⁷	5 years or 20,000 hours, whichever comes first				

Connectivity

All specifications are preliminary. Product information is subject to change without prior notice.

Better Products for a Better Future™

¹ Colour Brightness (Colour Light Output) measured in accordance with IDMS 15.4. Colour Brightness will vary depending on usage conditions. Leading Epson 3LCD business and education projectors compared to leading one-chip DLP projectors, based on NPD data for June 2013 through May 2014 and PMA Research data for Q1 through Q3 2013. For more information please visit www.epson.eu/CLO

² Survey conducted by Futuresource Consulting Limited for the period from 2001 to 2015.

³ The EB-L1505U / EB-L1500U is the first and only 12,000lm WUXGA LCD laser projector on the market as of November 2015.

⁴ EB-L1505U / EB-L1500U dimensions of (W586 x D467 x H185) and weight (21.5kg), compared to Panasonic PT-DZ13K (W530 x D548.5 x H200) and weight (24kg) make it the smallest and lightest 12,000lm projector on the market as of November 2015.

⁵ Not available on the EB-L1500U/EB-L1505U.

⁶ Available in Autumn 2016.

⁷ Warranty offers are not available for all countries. Please contact your local Epson representative.

For further information please contact your local Epson office or visit www.epson-europe.com

Austria 01 253 49 78 333 **Belgium** +32 (0)2 792 04 47 **Czech** 800/142 052 **Denmark** 44 50 85 85 **Finland** 0201 552 091 **France** 09 74 75 04 04
(Cost of local call, operator charges may apply) **Germany** +49 (0) 2159/92 79 500 **Greece** 210-8099499 **Hungary** 06800 147 83 **Ireland** 01 436 7742
Italy 02-660321 10 (0,12 €/min) **Luxembourg** +352 27860692 **Middle East** +9714 8872172 **Netherlands** +31 (0)20 708 5099 **Norway** +47 67 11 37 00
Poland 0-800 4911299 (0,16 zł/min) **Portugal** 707 222 111 **Russia** (095) 777-03-55 **Slovakia** 0850 111 429 **South Africa** (+2711) 465-9621
Spain 93 582 15 00 **Sweden** 0771-400135 (Mobilsamtal – 0,99 kr/min, Lokala samtal – 0,30 kr/min, Utlandssamtal – 0,89 kr/min) **Switzerland** 022 592 7923
Turkey (0212) 3360303 **United Kingdom** 0871 222 6702

Trademarks and registered trademarks are the property of Seiko Epson Corporation or their respective owners.
Product information is subject to change without prior notice.

EPSON®